



PRESTONWOOD  
STUDENTS



# LIFEGROUP Leader Guide

## CONTENTS

Letter from Minister to Students .....	4
Mission Statement .....	5
Weekly Student Activities.....	6
The Ideal Prestonwood Students Adult Leader .....	7
Seven Characteristics of Prestonwood Students .....	9
Leadership Positions .....	12
What Weekend LifeGroup Is Designed to Do.....	14
Why LifeGroups? .....	15
Three Priorities of Your LifeGroup.....	16
Top Ten LifeGroup Musts.....	18
Communication with Parents & Students Outside of Church .....	19
Parent Resources .....	20
How to Handle Tough Conversations .....	21
Three Circles Gospel Presentation .....	22
Copy of Leader Covenant.....	25

# A WORD FROM JASON

Dear Leader:

As the Minister to Students at Prestonwood, I want to thank you for leading and serving in Prestonwood Students. I hope you are expectant and excited about all that God will do in and through you in the days ahead.

Prestonwood Students exists to REACH this generation with the Gospel, LEARN to grow in an authentic and visible faith, and LOVE those around them with a biblically based devotion to Jesus.

Through our LifeGroups, our students experience impactful relationships, accountability and discipleship as we create an environment that demonstrates a heart and passion for the Lord. On Sunday mornings, our LifeGroup time consists of worship led by our own Prestonwood Students band, videos and a challenge from one of our ministers. We then separate into LifeGroups, where you, as an adult leader, will intentionally pour into the lives of your students by going through the lesson based on the minister's challenge and student devotionals.

High School students (grades 9–12) are launched into leadership training and outreach through our High School MDWK (weekly in-home Bible studies), reaching hundreds of students in the North Texas area. Students are encouraged to bring their lost friends to study topics of interest from a biblical perspective in a more casual atmosphere.

JHigh students (grades 7–8) will find opportunities to lead, serve, and invite their friends to JHigh MDWK, a high-energy midweek outreach event that includes videos, interactive games and a challenge from our JHigh team.

Additional opportunities for national and international mission trips are provided for students to share their faith and show the love of God through serving people and partnering with ministries in other parts of the world.

We are excited to serve alongside you in Prestonwood Students! If you have any questions, don't hesitate to contact me in the Prestonwood Students Office at 972-820-5360.

A handwritten signature in black ink, appearing to read "Jason Mick". The signature is fluid and stylized, with a large loop at the beginning and a cursive-like ending.

Jason Mick  
Minister to Students  
Prestonwood Baptist Church

Prestonwood  
Students exists  
to **REACH** this  
generation with the  
Gospel, **LEARN** to  
grow in an authentic  
and visible faith,  
and **LOVE** those  
around them with  
a biblically-based  
devotion to Jesus.

# WEEKLY STUDENT ACTIVITIES

## LifeGroup

Join us each weekend for LifeGroup! LifeGroup is designed to equip students to love God deeply through dynamic music, small-group discipleship, and relevant Bible teaching. We desire to see a generation rise up and live out the Great Commission locally, nationally and internationally for the cause of Christ.

### PLANO

Sundays | 9:30 and 11:00 a.m. | Student Ministry Building

### NORTH

Sundays | 10:00 a.m. | Student Ministry Building

### PRESTONWOOD EN ESPAÑOL

Sundays | 12:45 p.m. | Student Ministry Building

Sundays | 12:45 p.m. | Lewisville Campus

## MDWK

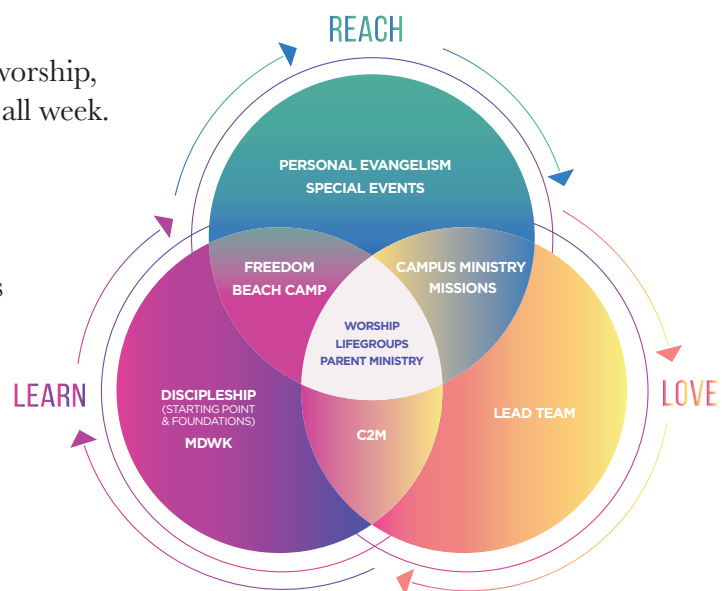
We gather, hoping that students will **LEARN** to grow in an authentic and visible faith to then **REACH** others with the Gospel.

**JHigh MDWK** is a gathering designed for 7th and 8th grade students – filled with dynamic worship, authentic community, and the most fun you'll have all week.

**Wednesdays | 6:30 p.m.**

**HS MDWK** are in-home small groups for High School students that meet Wednesday nights throughout the area from 7:00 to 8:30 p.m. Students are challenged and encouraged to go deeper in their faith through these engaging Bible studies, prayer and fellowship.

**Wednesdays | 7:00 p.m.**





# THE IDEAL PRESTONWOOD STUDENTS ADULT LEADER



# CHARACTERISTICS OF OUR ADULT LEADERS

## A GENUINE LOVE OF CHRIST

For Christ's love compels us... (2 Corinthians 5:14).

Christ's love is our motivation and is sufficient enough for us through the rigors of ministering to students. This type of love gives and serves without expecting anything in return.

## A LOVE FOR STUDENTS

Love must be sincere... (Romans 12:9).

Adult leaders have a passion and love for helping minister to students. You may be uncomfortable with their music, jargon, dress and style of **life**, but a sincere love for each student will speak volumes to them. Don't fake your love. They can spot a fake.

## HUMILITY

I served the Lord with great humility... (Acts 20:19).

This is a fundamental characteristic of adult leaders. They do not seek recognition for their work. They would rather advance the kingdom than receive praise.

## ENCOURAGER

Do not let any unwholesome talk come out of your mouths, but only what is helpful for building others up according to their needs, that it may benefit those who listen (Ephesians 4:29).

Because we live in a negative world and the general culture has a negative tone to it, an encourager is vital to the development of spiritual formation in the **life** of a student.

## COMMUNICATOR

The student is not above his teacher, but everyone who is fully trained will be like their teacher (Luke 6:40).

Being able to clearly communicate biblical truths in a small-group environment is critical for a student in understanding the God we serve. All of God's teachers must teach from His Word, not from their own opinions.

## LOYAL

... everyone will know that you are my disciples if you love one another (John 13:35).

If the adult leaders function in harmony and genuine love, it will spread to the students. Let's support one another, empathize with one another, and encourage one another.

## DEPENDABLE

Well done, good and faithful servant! (Matthew 25:21).

If you fulfill your responsibilities to the best of your ability as an adult leader, you will honor the Lord and see a fruitful ministry.

## INTEGRITY

The overseer is to be above reproach... (1 Timothy 3:2).

As a member of the Prestonwood Students team, you are a representative of Prestonwood Baptist Church. It is imperative that you model a Christian **life**style at all times whether on or off campus.

## CONFIDENTIALITY

Be very careful, then, how you live—not as unwise but as wise (Ephesians 5:15).

Confidential conversations between you and a student must stay between you and that student. A breach of this confidentiality erodes trust and is interpreted as gossip. If a student shares something that is serious and sensitive in nature, please share it with a staff member in case it may need to be reported. A student's safety is paramount. (See page 22 for more details.)

## PATIENT

Clothe yourselves with compassion, kindness, humility, gentleness and patience (Colossians 3:12).

Developing a relationship with students does not happen overnight. We must win the right to be heard, and this takes time. Have patience and allow the Lord to answer prayer in His way and in His time.



# SEVEN CHARACTERISTICS OF PRESTONWOOD STUDENTS

**CELEBRATORY**  
**ROOTED**  
**PASSIONATE**  
**COMMUNITY**  
**SELFLESS**  
**EXCELLENCE**  
**EMPOWERED**

# LEADER ST

## **At No Time Will an Adult Leader...**

Bully a student physically or emotionally.

Touch a student in a manner that could make the student feel uncomfortable.

Contact or attempt to build a relationship with a student outside of the context of ministry.

Be alone with a student without the parent's permission (and the student's!).

Be allowed to give students a ride home without the parent's permission.

Communicate with a student later than 10:00 p.m., unless it's an emergency.

# TANDARDS

## Things to Keep in Mind

Side hugs and high fives are best.

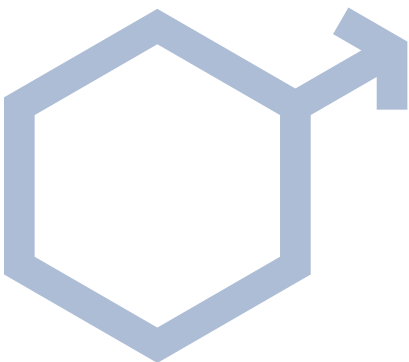

Practice confidentiality, but safety comes first.

Refrain from crude language and practical jokes that put down students.

Dress modestly and be an example.

Always refer guys to male staff members when it comes to counseling situations.

Always refer girls to female staff members when it comes to counseling situations.



# LEADERSHIP POSITIONS

## LIFEGROUP

### LifeGroup Leader

#### Purpose

- **Reach** – Share the love of Christ with students regularly (Matthew 28:19–20).
- **Learn** – Facilitate great discussion around God’s Word, using the given curriculum, in a way that challenges students to grow in their faith (Colossians 3:16).
- **Love** – Invest relationally into the students’ lives and serve those closest and farthest away (John 13:35).

#### Job Description

Arrive early to welcome students to your group.

Lead a group of 10–15 students into a growing relationship with Jesus Christ by connecting with them and by connecting them to a community of other growing believers.

Live a **life** seeking personal holiness by being a devoted follower of Christ both publicly and privately.

Invest in the lives of Prestonwood Students both during the LifeGroup hours as well as, and more importantly, outside the weekends.

Reach out to those students who have been missing for multiple weeks in a row through texts/phone calls.

Come every weekend prepared to lead your LifeGroup, using the curriculum provided by the Prestonwood Students staff. Communicate with staff about prayer needs, ministry assistance, and if you will be out the upcoming Sunday.

Attend both The Summit (August) and the Winter Huddle (January) leadership trainings each year.

Attend the main Worship Service every week and sit in the student section with your family and your LifeGroup (as much as possible) at an hour besides the one you serve in LifeGroup.

### Check-In Team (Plano Only)

Sundays, 9:00 and 10:30 a.m.

#### Job Description

Live a **life** seeking personal holiness by being a devoted follower of Christ both publicly and privately.

Be one of the first smiling faces any student sees on Sunday mornings.

Always have an upbeat attitude and willingness to serve.

Look for guests and students who look overwhelmed.

Connect any new students with a staff member.

Arrive 30 minutes early for each hour of LifeGroup.

Participate in the weekly Worship Services of the church.



# MDWK

## High School Host Home

Wednesdays, 6:30 p.m.

### Job Description

Open your home to a group of 10–20 students in grades 9–12.

Be hospitable and welcoming as new students attend.

Always be present when the group is at your house.

Let the students lead and teach.

Participate in the weekly Worship Services of the church.

## High School Adult Facilitator

Wednesdays, 6:30 p.m.

### Job Description

Assist in weekly lessons and discussions with the Apprentice(s).

Be prepared to lead and teach Bible Study lessons/discussion group.

Clearly explain and teach passages of Scripture.

Generate good discussion and conversation among the group.

Challenge students with **life** applications from the lesson.

Present the Gospel and invite students to put their faith in Christ.

Raise up the next generation of student leaders.

Work with host homes and the student leaders in making the MDWK gathering happen each week.

Attend both The Summit (August) and the Winter Huddle (January) leadership trainings annually.

Participate in the weekly Worship Services of the church.

## JHigh Volunteer

Wednesdays, 6:30 p.m.

### Job Description

Invest in the lives of Prestonwood students.

Reach out to those students who have been missing for multiple weeks in a row through texts and calls.

Attend every Wednesday prepared and ready to lead.

Participate in the weekly Worship Services of the church.





# WHAT WEEKEND LIFEGROUP IS DESIGNED TO DO

There are three major components behind the Prestonwood Students LifeGroup hours at Prestonwood. These are easily seen and measured because they are visual. We want our LifeGroup Leaders to know these three components and use them each and every week we gather.

## Relationship Building

If you want to be a Prestonwood Students Leader, you need to know this equation:

No relationships = No student ministry

Know relationships = Know student ministry

What we do each week is built on the foundation of God's Word and your relationship with students. All relationships are built with time. **Sunday mornings are a great time to build relationships initially, but relationships flourish outside those times.**

## Evangelism

We love seeing students come to know the Lord for the first time. This is why we exist as a church and as a ministry. We must always remember that we do not move students to accept Christ, only the Holy Spirit does; but that doesn't take away our need to share the Gospel clearly and regularly. We expect our LifeGroup Leaders to know where each of their students are in their relationship to Christ.

## Communicating the Word

The core of what we study during LifeGroup is God's Word. All you communicate must be biblically based, clear, well presented, and applicable to the lives of students.



# WHY LIFEGROUPS?

Jesus modeled small-group and large-group ministry throughout His **life**. He often spoke to large crowds such as the one at the Sermon on the Mount, but most of His ministry **life** was spent with a small group of men – His disciples. He took 12 guys with Him almost everywhere He went. Even within those 12, there were three into whom He poured even more of Himself. This is discipleship!

The heart behind our LifeGroups is that you spend time together investing in the lives of “the 12” sitting with you each and every week. We believe Jesus chose this way of ministry because of its effectiveness, which you can clearly see through the book of Acts and the **life** of Paul. We see you as a “Paul” and each student as a “Timothy”: *And the things you have heard me say in the presence of many witnesses entrust to reliable men who will also be qualified to teach others* (2 Timothy 2:2).

## SO WHY LIFEGROUPS? THERE ARE THREE REASONS:

### **Transparency**

You can be yourself, be personal, be real, and be genuine.

### **Influence**

You can impact and be impacted by the lives of the next generation in a powerful way.

### **Wisdom**

You can share your own stories, lessons, and struggles as well as insights learned from all of those.

The goal of Weekend LifeGroup is **life** change. Period. You want to produce more than just smarter Bible students: you want God to impact what they believe, how they think, and the way they live. Application is the key. After discovering what a passage says, they will be ready to take what they have learned and make it real in their lives. At this point, you can help them brainstorm some concrete, practical ways to live out their faith. This brings them from head knowledge to heart knowledge. Sometimes the application will affect what they believe. Other times it will affect how they think. And many times, there will be something they need to do. A simple question to ask at the end of each study is “What am I going to do with what I’ve learned?”

# THREE PRIORITIES OF YOUR LIFEGROUP

1. Take the curriculum given to you and **make it applicable** to the grade and gender of your students.
2. **Study** the topic/passage to make it as deep as you see fit for your group.
3. **Have fun!** Part of being relational is connecting with your students on many levels and keeping them engaged.

## General Responsibilities

Arrive early to hang out and greet students as they come in, be at your LifeGroup early, and look for new guests.

- By 9:15/10:45 a.m. (Plano), 9:45 a.m. (North): Be in the lobby welcoming students and connecting with new guests.
- 9:30/11:00 a.m. (Plano), 10:00 a.m. (North): LifeGroups begin.
- 10:40 a.m./12:15 p.m. (Plano), 11:15 a.m. (North): LifeGroups end.

Make sure any new guest fills out a digital guest card (at the Connect Tent or using the QR code). If not available, have him or her fill out a paper form, place it in your folder, and turn it in at the end of LifeGroup.

As you begin:

- Make sure each student has a place to sit at the table.
- Use the discussion questions on your Leader Guide each week.
- Use your LifeGroup Discussion Guide to discuss the lesson.
- Collect students' contact info so that you can communicate with them outside of Sundays.

**Smile:** Greet everyone and be the smiling face that students see.

**Lead:** Be an example for our students during worship by truly worshipping God and during teaching by taking notes and paying attention.

**Model:** Put your phone away and model what you expect from your students.

**Prepare:** Study ahead of time so your LifeGroup discussions have quality with great questions.

**Participate:** Lead out with your presence and participation in the student section every Sunday.

# “WE EXIST FOR THO

# DISCUSSION TIPS

One of the most important skills every LifeGroup Leader should possess is being able to ask a good Bible study question! We can take the following tips to heart when preparing to ask a question for Bible study. The following is taken from an article written by Richard Barnes and Allen Jackson.

- 1.** Move beyond fact-finding questions. Avoid playing the game of “Twenty Questions” in which you ask questions that students can answer with only yes or no. Ask questions that call for students to employ higher levels of thinking. For example, use words such as describe, illustrate, rephrase, solve, conclude, interpret, compare, judge or explain.
- 2.** Keep questions simple and direct. A shorter question is usually more challenging.
- 3.** Ask questions that do not have to be answered immediately. Think of the questions Jesus asked that were never answered! “What good is it,” Jesus asked, “for a man to gain the whole world, and yet lose or forfeit his very self?” (Luke 9:25).
- 4.** Encourage questions from the students themselves. Their questions are often the most thought-provoking and challenging.
- 5.** Use the awesome power of silence. Most teenagers cannot stand being silent. Give them time to struggle with the question even if it means waiting a minute. Avoid answering your own question by counting to 10 before you break the silence, by rephrasing or postponing the question to later in the teaching or even until the next week.
- 6.** Allow students to volunteer to answer the questions. At the same time, give students who are quieter an opportunity to participate by directing questions evenly to all students. You could help more reserved students by picking up on a conversation you had with them outside of the small-group setting.
- 7.** Be tactful in handling incorrect or inconsiderate responses by probing with a follow-up question or by redirecting the question to the group or to another person. In all things, communicate love to all students, not just to those who answer correctly.
- 8.** Send your students the questions ahead of time so they can think about their answers.

As you develop your skill in asking the “right” questions, you will observe your students participating in Bible study dialogue and thinking more about what the Bible study means to them personally.

## Throughout the Week

Text Messages

Social Media

School Events

Phone Calls to Parents

Fun Activities

Serve Together

Pray for Them

Present the Gospel

# DO NOT YET HERE.”

# TOP 10 LIFEGROUP MUSTS

- 10.** When students are present, “you’re on!” Avoid the adult cluster. Talk with students, stand with students, sit with students. Hang out with adults at other times.
- 9.** Assume there is a non-Christian in your LifeGroup – share the Gospel.
- 8.** Don’t lecture! Use appropriate questions to get students talking. This includes prayer requests. Instead of asking, “What should we pray for?” ask, “What are you praying about that we could join you in?”
- 7.** Have students read silently from the Bible passage before reading it out loud and discussing it. (This will encourage them to bring their Bibles!)
- 6.** Build for the future. Relationships aren’t built in a week, a month or even a semester. Lay the groundwork now by listening, getting to know students, and being patient. You will reap the benefits of a strong relationship in the future.
- 5.** Aim high! Go deep! If you are challenging your most mature believers, other students will follow, or they’ll let you know when they have questions.
- 4.** Involvement in students’ lives outside of church is vital! No student should go more than two weeks without a personal contact. When they miss a meeting, find out why. When they’re here, find out how they’re doing.
- 3.** Point students to Freedom Weekend and Beach Camp! Remember that Freedom and Beach Camp are our platforms for outreach and discipleship. It will greatly impact your ministry in your LifeGroup by getting as many of them to those events as possible.
- 2.** God honors preparation and expects our best. Before you lead a discussion on the text, it should have impacted your own heart. Creativity takes place during preparation, so thoughtfully prepare your questions beforehand.
- 1.** Remember that God doesn’t need you, but He has chosen to use you for His purpose and by His grace.



# COMMUNICATION WITH PARENTS & STUDENTS OUTSIDE OF CHURCH

Because we believe that parents have a significant role as the primary discipler of their child, we see a huge advantage to having a partnership between parents and LifeGroup Leaders. We also see the need for the LifeGroup Leaders to help each student in their group know that church goes beyond the church building.

Communication with parents and students outside of LifeGroup is important. Parents and students need encouragement. Consistent contact with both the parents and students throughout the week helps set up our ministry for success.

## Helpful ways to talk with PARENTS outside of LifeGroup:

1. Call the parents and let them know that you are their son or daughter's LifeGroup Leader.
2. After the introduction has been made, get to know a little bit about the family: Their background? Are they members of Prestonwood? Occupation?
3. Share with the parents the lessons your LifeGroup is currently studying. The more informed parents are, the better!
4. Ask if there are any upcoming extracurricular activities their son or daughter has that you can attend (this is part of the "Connect" role).
5. Ask if you can pray for them in any way.

## Helpful ways to connect with STUDENTS outside of LifeGroup:

1. Call them and see how their week is going. Find out what is going on in school, what they're studying, etc.
2. Text a word of encouragement or a verse to them. Group texts are great; however, personal texts are better.  
*(Make sure their parents permit this before you begin to contact their child via texts.)*
3. Direct message them through social media, and let them know that you are praying for them that week. *(Make sure their parents permit this as well.)* If their parents are on Facebook, try to befriend them as well.
4. Send a note or a card. This may seem old-fashioned, but receiving something in the mail that they can hold in their hands is special and significant to students.
5. Ask them each week how you can pray for them.

# PARENT RESOURCES PAGE

One of the major benefits of our Prestonwood Students website is our parent resource page. With resources covering anxiety, dating, LGBTQ, social media, Gen Z, and many more, we hope these tools will be a great asset for parents to have healthy, biblical conversations at home about what our students are being inundated with by the culture. Our desire is to equip you to pour into your students to your best, God-given ability. Please go to [prestonwoodstudents.org](http://prestonwoodstudents.org) and check it out.



## EXAMPLES OF PARENT GUIDES AVAILABLE ON OUR WEBSITE

Prestonwood Students and Prestonwood Baptist Church do not necessarily agree with every recommended resource listed within all the parent guides. However, there is value in considering all points of view in order to understand and empathize with other perspectives. These are elective resources for you to use as you see fit. Though they don't cover every angle, we hope and pray these will bring your family together to talk through some of the most difficult topics your students might be wrestling with during this impressionable season of life.

### Depression & Anxiety

Teens test drive a variety of emotions every day, and sometimes they have no idea how to explain or express them. We've all heard (or even said) something such as, "I'm so depressed! They canceled my favorite show!" or "I'm so anxious about my math test!" The language of mental illness runs rampant through our casual conversations. It's not all that surprising, though. These days it's as if everyone on earth has a microphone, and with the racket of everyone's opinions, hyperbole seems a useful method for being heard. The louder the noise, the less others want to listen, so the more we use exaggerations to describe how we feel and to connect with others.

(IMPORTANT NOTE: Like other Parent Guides in this series, this tool provides knowledge, references, and faith-based encouragement on the subject to help parents connect with their kids. However, since we are NOT physicians, healthcare providers, or even experts on these difficult matters, this resource is NOT a substitute for medical advice or treatment. It can accompany and support actions directed and/or confirmed by a qualified healthcare professional, but it is not meant to replace or preclude any diagnosis or treatment by a qualified healthcare professional.)

### Social Media

This guide will hopefully help put parents back in the driver's seat because children still need guidance, wisdom, and yes, sometimes even boundaries to keep them healthy and safe on social media as they learn and grow. Though trying to write the Parent Guide to Social Media is, as one Axis employee put it, like trying to write the Parent Guide to the Entire Internet (#impossible), we hope to offer a big-picture perspective, conversation starters, and ways to train them to make wise decisions. It's easy to try to be our kids' conscience for them, especially if we've already seen them make poor decisions, but it's better in the long run to do the hard work of training their conscience properly so they can flourish and thrive the entire time they inhabit our social-media-saturated world.

# HOW TO HANDLE TOUGH CONVERSATIONS

Since discipleship meetings are confidential, you should not share details with any person other than a minister for the purpose of gaining wisdom on how to best handle the situation.

In all situations, men build relationships with young men, and women build relationships with young women. Inappropriate displays of affection should be avoided.

If students of the opposite sex ask you to talk to them, refer them to a staff member of their same sex.

Meet in a public area.

Before they start talking, let students know that if what they share involves a crime or hurting themselves or others, then you have to tell their parents and a staff member.

Report any of the following situations to a staff member immediately:

- Physical abuse reported to you
- Sexual abuse of any minor reported to you
- When a student tells you he/she is suicidal (take them seriously)
- When a student is in a **life**-threatening situation
- When a student confesses pregnancy to you
- When a student tells you he/she has run away or is planning to run away
- When a student confesses a felony to you
- When you have reason to believe a student is going to commit a crime

Even if the problem is not “super serious,” ask the student if you could tell a staff member – most times, they desire that.

Remember we are leaders, not friends. Draw a line with your actions or your words (if necessary).

Don't overreact.

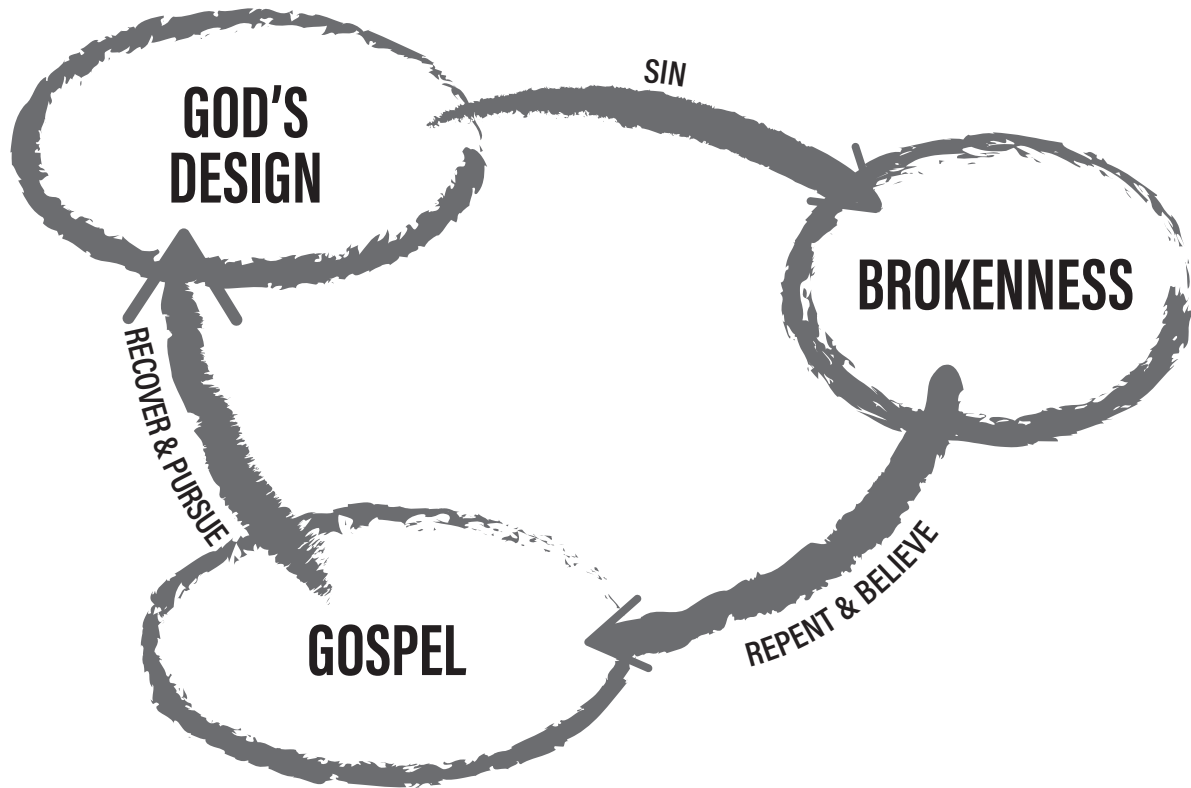
Love them unconditionally no matter what they tell you.

If you don't know how to deal with something, stop the student and find someone who can.

Avoid conversations via text or social media.

Always end the conversation in prayer for the student.

# 3 CIRCLES: GOSPEL PRESENTATION



## God's Design

We see beauty, purpose and evidence of design all around us. The Bible tells us that God originally planned a world that worked perfectly, where everything and everyone fit together in harmony. God made each of us with a purpose, to worship Him and walk with Him.

- God saw everything that He had made, and behold, it was very good (Genesis 1:31).
- The heavens declare the glory of God, and the sky above proclaims His handiwork (Psalm 19:1).

## Sin

**Life** doesn't work when we ignore God and His original design for our lives. We selfishly insist on doing things our own way. The Bible calls this sin. We all sin and distort the original design. The consequence of sin is separation from God, in this **life** and for all of eternity.

- For all have sinned and fall short of the glory of God (Romans 3:23).
- For the wages of sin is death (Romans 6:23).

## Brokenness

Sin leads to a place of brokenness. We see this all around us and in our own lives as well. When we realize **life** is not working, we begin to look for a way out. We tend to go in many directions trying different things to figure it out on our own. Brokenness leads to a place of realizing a need for something greater.

- They exchanged the truth about God for a lie and worshiped and served the creature rather than the Creator (Romans 1:25).
- There is a way that seems right to a man, but its end is the way to death (Proverbs 14:12).

## Gospel

At this point we need a remedy, some good news. Because of His love, God did not leave us in our brokenness. Jesus, God in human flesh, came to us and lived perfectly according to God's design. Jesus came to rescue us, to do for us what we could not do for ourselves. He took our sin to the Cross, paying the penalty of our sin by His death. Jesus was then raised from the dead to provide the only way for us to be rescued and restored to a relationship with God.

- For God so loved the world, that He gave His only Son (John 3:16).
- ...By canceling the record of debt that stood against us with its legal demands. This He set aside, nailing it to the cross (Colossians 2:14).

## Repent & Believe

Simply hearing this Good News is not enough. We must admit our sinful brokenness and stop trusting in ourselves. We don't have the power to escape this brokenness on our own; we need to be rescued. In this, we must ask God to forgive us, turning from sin to trust only in Jesus. This is what it means to repent and believe. Believing, we receive new **life** through Jesus and God turns our lives in a new direction.

- For by grace you have been saved through faith. And this is not your own doing; it is the gift of God, not a result of works, so that no one may boast (Ephesians 2:8-9).
- If you confess with your mouth that Jesus is Lord and believe in your heart that God raised Him from the dead, you will be saved (Romans 10:9).

## Recover & Pursue

When God restores our relationship to Him, we begin to discover meaning and purpose in a broken world. Now we can pursue God's design in all areas of our lives. Even when we fail, we understand God's pathway to be restored, this same Good News of Jesus. God's Spirit empowers us to pursue His design and assures us of His presence in this **life** and for all of eternity.

- For it is God who works in you, both to will and to work for His good pleasure (Philippians 2:13).
- For we are His workmanship, created in Christ Jesus for good works, which God prepared beforehand, that we should walk in them (Ephesians 2:10).

## A Response

Now that you have heard this Good News, God wants you to respond to Him. You can talk to Him using words such as these:

*"My life is broken and I recognize it because of my sin. I need you."*

*"I believe Jesus came to live and die, and was raised from the dead to rescue me from my sin."*

*"Forgive me. I turn from my selfish ways and put my trust in You."*

*"I know that Jesus is God, and I will follow Him."*

Verses:

- For "everyone who calls on the name of the Lord will be saved" (Romans 10:13).
- If you confess with your mouth that Jesus is Lord and believe in your heart that God raised Him from the dead, you will be saved (Romans 10:9).





# COVENANT

## PERSONAL COMMITMENT

As a leader in this ministry, I will apply the teachings of Christ in moral and social issues of my everyday **life**. My **life** should be above reproach in issues concerning sexual purity, personal integrity and social interactions. I am to be holy. Holiness means absolute purity of my walk before God, the words coming from my mouth, what I put into my body and every thought in my mind—placing every detail of my **life** under the scrutiny of God Himself (James 1:22; 3:1; 1 Peter 1:16).

Our church's stance is that LifeGroup teachers and directors abstain from alcohol, illegal drugs and any sexually immoral activity.

## CHURCH COMMITMENT

I commit to practice New Testament stewardship and to support the church with my tithe and sacrificial giving beyond the tithe.

I commit to protect the unity of my church and support its ministries.

I commit to attend LifeGroup leadership meetings.

I commit to teach curriculum chosen by the church and/or coordinate all curriculum choices with the minister over my area.

I will commit to faithful attendance at Prestonwood services during my term as a LifeGroup Leader.



## KEY DOCTRINES OF THE FAITH

We believe the Bible is God's Holy Word, without error, and is the sole authority for faith and **life**.

We believe there is one God: the Father, the Son and the Holy Spirit. They subsist in unity, and also as three separate, distinct Persons all equally God. God has always existed, and He is the Creator of the universe.

We believe Jesus Christ is God's Son. He was born of a virgin as both fully God and fully man, lived a sinless **life**, died to atone for the sins of human beings, was buried, arose from the grave, ascended into heaven and will literally return to earth. He is the only way to God the Father.

We believe the Holy Spirit is the divine helper, counselor, comforter and instructor. His work is to reveal Christ, convict of sin, lead to repentance, guide believers, comfort, strengthen, and sanctify the soul. He is a "seal" and "deposit" given to all believers at the point of conversion guaranteeing their inheritance.

We believe human beings are special creations of God, made in His image. All human beings are born sinners and are in need of salvation, having fallen through the sin of the first man, Adam. We believe that **life** begins at conception and is sacred to God.

We believe sin is disobedience to God. Sin entered into the world through Adam, and all human beings are born into sin and choose to sin. Sin separates all human beings from God until they receive forgiveness through the redemptive work of Jesus Christ. God desires for all Christians to forsake sin and become like Him – holy.

We believe salvation is a gift through repentance toward God and faith in Jesus Christ, and every person who truly is saved is eternally secure in the Lord Jesus Christ and will spend eternity in heaven, while those who die in their sins will spend eternity in hell, separated from God.

We believe the Church is a local body of baptized (by immersion) believers with the Lord Jesus Christ as the head. The mission of the Church is to carry out God's command to preach the Gospel and make disciples of all nations. The universal Church is made up of all believers everywhere.

We believe God, in His own time and in His own way, will bring the world to its appropriate end. According to His promise, Jesus Christ will return personally and visibly in glory to the earth; the dead will be raised; and Christ will judge all men in righteousness.

I affirm this doctrinal statement of my church and will teach God's Word in a manner consistent with this statement.

If you do affirm this statement, please sign below, or if you choose to electronically submit this form, please check the box below and type your name and the date.

I affirm this statement. ☐ Signature: \_\_\_\_\_ Date: \_\_\_\_\_





**prestonwoodstudents.org**

**PLANO CAMPUS**

🐦 @pwstudents

📺 @prestonwoodstudents

**NORTH CAMPUS**

🐦 @pwstudentsnorth

📺 @prestonwoodstudentsnorth

**ESPAÑOL**

📺 @prestonwoodstudentsespanol

---

📺 YouTube @prestonwoodstudents

---